


## ParishSOFT Accounting December 2018 Release Notes

These release notes inform you of new features, enhancements, and changes made in the December 2018 release of ParishSOFT Accounting.





### Browser Compatibility

ParishSOFT Accounting supports the following browsers only:

-  Internet Explorer, Version 9.0, 10.0, 11.0.

#### Note

*If your browser is IE 10 or IE 11, when you display the ParishSOFT Accounting website, a message appears to inform you that the browser is not compatible with the site. To resolve this error message, turn on the browser's setting to Compatibility View.*

-  Microsoft Edge 41.16299.15.0 HTML 16.16299
-  Firefox:
  - ❖ For PC, Version 40.0 or higher
  - ❖ For MAC, Version 40.0 or higher
-  Safari, Version 9.0 or higher
-  Chrome, Version 62.0 or higher

### Additional Information

For information about recommended settings, IE's Compatibility View, and tips for using the various browsers, refer to our **Browser Information** page. To view this page, click the [Browser Information](#) link, located in the **Support & Services** section on your dashboard.



# Enhancements and Updates

## Consolidation Manager

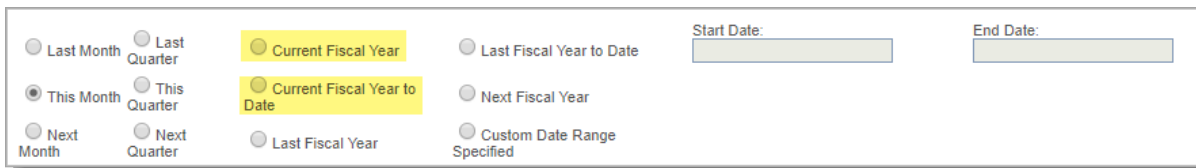


## Reports

### Standard Reports

#### Current Fiscal Year Option Added to Configuration and Fiscal Year to Date Option Renamed

In the configuration for each of the reports listed below, we added a new **Date Range** option: **Current Fiscal Year**. We also changed the name of the **Fiscal Year to Date** option to **Current Fiscal Year to Date**.



The screenshot shows a configuration panel with the following options:

- Last Month
- Last Quarter
- Current Fiscal Year
- Last Fiscal Year to Date
- Start Date:
- End Date:
- This Month
- This Quarter
- Current Fiscal Year to Date
- Next Fiscal Year
- Next Month
- Next Quarter
- Last Fiscal Year
- Custom Date Range Specified

The new **Current Fiscal Year** option enables you to all print transactions for the entire current fiscal year. It is useful when you haven't yet run an end-of-month process but want to generate a report that includes transactions entered in a future month. The new option is an improvement over its predecessor, the **Fiscal Year to Date** option, which could not capture future transactions. As a workaround, users had to select the **Custom Date Range Specified** option and then specify the desired date range. With this update, the workaround is no longer necessary.

### Statements

- Consolidated Statement of Activities – With Date Range
- Consolidated Change in Balance by Organization
- Consolidated Dedicated Accounts - With Date Range
- Consolidated Statement of Activities – Columnar Date Selection

### Analytic Reports

Consolidated Checks Exceeding Specified Amount



## Reports

### Standard Reports

#### Current Fiscal Year Option Added to Configuration and Fiscal Year to Date Option Renamed

In the configuration for each of the reports listed below, we added a new **Date Range** option: **Current Fiscal Year**. We also changed the name of the **Fiscal Year to Date** option to **Current Fiscal Year to Date**.

The screenshot shows a configuration panel with the following options:

- Last Month
- Last Quarter
- Current Fiscal Year**
- Last Fiscal Year to Date
- 
- 
- This Month
- This Quarter
- Current Fiscal Year to Date**
- Next Fiscal Year
- Next Month
- Next Quarter
- Last Fiscal Year
- Custom Date Range Specified

The new **Current Fiscal Year** option enables you to all print transactions for the entire current fiscal year. It is useful when you haven't yet run an end-of-month process but want to generate a report that includes transactions entered in a future month. The new option is an improvement over its predecessor, the **Fiscal Year to Date** option, which could not capture future transactions. As a workaround, users had to select the **Custom Date Range Specified** option and then specify the desired date range. With this update, the workaround is no longer necessary.

#### Transactions

- Bill List
- Check Register
- Credit Card Charges
- Deposit Register
- Journal Entry List
- General Ledger
- Trial Balance Report
- Cash Distribution by Entity
- Project Report
- Spoiled Check Register

## **Statements**

- Dedicated Accounts
- Statement of Activities - With Date Range
- Statement of Activities – Columnar Date Selection

## **Accounts**

- Account Audit
- Account Balance
- Primary Bank Account Balance

## **Vendors**

Vendor Audit

## **Analytic Reports**

Checks Exceeding Specified Amount

## **Vendors**

### **1099 - MISC**

#### **Size Adjustment Made to Box 17 on the 1099 4-Up Blank Paper Form**

On the 1099 4-Up Blank Paper form, we adjusted the size of Box 17 (State/Payer's state no). With this change, Box 17 accepts 15-character state IDs.

## System-Wide

### Tax Tables for 2019 Calendar Year Updated

This release includes up-to-date tax federal and state tables you can use to prepare tax returns for the 2019 calendar year.



## Forms

### 2018 Tax Forms Available

We updated the system, uploaded new forms (W-2, W-3, 944, and 1099-MISC), and tested the process to ensure that users can successfully file tax returns (both electronic and paper) for the 2018 tax season. Be advised that the W-2 and W-3 are the only forms you can currently submit electronically through the ParishSOFT Accounting system.



## Reports

### Standard Reports

#### Current Fiscal Year Option Added to Configuration and Fiscal Year to Date Option Renamed

In the configuration for each of the reports listed below, we added a new **Date Range** option: **Current Fiscal Year**. We also changed the name of the **Fiscal Year to Date** option to **Current Fiscal Year to Date**.

<input type="radio"/> Last Month	<input type="radio"/> Last Quarter	<input checked="" type="radio"/> Current Fiscal Year	<input type="radio"/> Last Fiscal Year to Date	Start Date: <input type="text"/>	End Date: <input type="text"/>
<input checked="" type="radio"/> This Month	<input type="radio"/> This Quarter	<input checked="" type="radio"/> Current Fiscal Year to Date	<input type="radio"/> Next Fiscal Year		
<input type="radio"/> Next Month	<input type="radio"/> Next Quarter	<input type="radio"/> Last Fiscal Year	<input type="radio"/> Custom Date Range Specified		

The new **Current Fiscal Year** option enables you to all print transactions for the entire current fiscal year. It is useful when you haven't yet run an end-of-month process but want to generate a report that includes transactions entered in a future month. The new option is an improvement over its predecessor, the **Fiscal Year to Date** option, which could not capture future transactions. As a workaround, users had to select the **Custom Date Range Specified** option and then specify the desired date range. With this update, the workaround is no longer necessary.

#### Transactions

- Invoice List
- Credit Memo List

#### Customers

- Customer Statements - Transactions

# Resolved Issues

## Payroll






## Forms

### W2 Review Report No Longer Missing Lines of Information from W-2

Previously, some lines of information on the W-2 form were missing in the printed W2 Review report. We fixed this issue. All lines in the W-2 now appear in the printed report.

## Contacting ParishSOFT

If you have questions or require support while using ParishSOFT Accounting, use any of the following methods to contact us:

	<a href="http://www.parishsoft.com/getsupport">http://www.parishsoft.com/getsupport</a>
	support@parishsoft.com
	(734) 205-1000 (main) (866) 930-4774 (support) (734) 205-1011 (fax)